



UNIVERSITEIT
GENT

DEPARTMENT OF STUDENT FACILITIES
HOUSING OFFICE

Welcome to all new residents!



feel at home
in a university home

PROGRAM

- Rent & payment
- Internal Rules and Regulations
- Living in a university residence:
 - Your address
 - Room inventory
 - Repairs and interventions
 - How to use your room
 - Internet
 - How to use the kitchen
- Communication
- Reception desk
- Safety
- Homecouncil

DID YOU READ...



UNIVERSITY HALLS OF RESIDENCE INTERNAL RULES AND REGULATIONS

For incoming exchange students, students enrolled in specific study programmes,
PhD students, visitors and staff members

Academic year 2022-2023

RENT & PAYMENT

- Invoice by email
- Deposit for home Vermeylen, Boudewijn & Heymans
- No deposit for home Groningen, Göttingen, Uppsala & Canterbury
- Check you payment status on oasis.ugent.be

STUDENT

Links

- [Homepage](#)
- [Course catalogue](#)
- [Minerva](#)
- [Education and Examination Code](#)
- [My calendar](#)

+ General information

+ My Oasis

+ AY 2019-2020

— AY 2018-2019

Curriculum

- [Edit curriculum \(LW\)](#)
- [Exchange](#)

Courses

- [My courses](#)

Financials

- [Tuition fee](#)

Housing

- [Rental fee](#)
- [Housing applications](#)

Educational evaluation

You have rent arrears for a room at Ghent University for a total amount of 5.3 euro.

Please note:

- Your rental agreement can only be renewed if there are no rent arrears.
- You can also pay by direct debit; download the application form on [Huurfactuur en waarborg](#)
- It is important that we have the correct bank account number in case of reimbursement. Please check your bank account information on [My Oasis - Bankaccounts](#) and update it if necessary.
If you pay by direct debit, reimbursements will be credited to the direct debit bank account.

Unpaid bills:

INTERNAL RULES & REGULATIONS

8.1 From 11 p.m. onwards, complete silence must be observed in the entire building. ... During official examination periods, silence must be observed during the daytime as well.





**after
11 pm**



**after
11 pm**

AFTER 11 PM

⇒ Please continue your
activity elsewhere!

Violation

- home university is informed
- possible expulsion

LIVING IN A UNIVERSITY RESIDENCE

DIFFERENT RESIDENCES, DIFFERENT HOME MANAGERS

- Home Groningen
- Home Uppsala
- Home Göttingen
- Home Canterbury
- Home Heymans
- Home Vermeylen
- Home Boudewijn

“Kantienberg”

→ Emiel Verstraete

→ Luc Van den berghe

→ Dirk Mathys

homebeheer@ugent.be

YOUR ADDRESS

YOUR ADDRESS

- Groningen: Voetweg 64 & Stalhof 43 – 9000 Gent
- Uppsala: Stalhof 47 – 9000 Gent
- Göttingen: Stalhof 49 – 9000 Gent
- Canterbury: Stalhof 51 – 9000 Gent
- Heymans: Isabellakaai 30-134 – 9000 Gent
- Vermeylen: Stalhof 6 – 9000 Gent
- Boudewijn: Harelbekestraat 70 – 9000 Gent

YOUR ADDRESS

56.01.120.034

Floor

Room number

Building site:

56: Kantienberg
91: Boudewijn
55: Vermeylen
& Heymans

Building

56.01: Groningen
56.02: Uppsala
56.03: Göttingen
56.04: Canterbury
55.01: Vermeylen
55.02: Heymans

YOUR ADDRESS

56.01.120.034

→ Also on your
tenancy agreement

UNIVERSITEIT GENT

HUURCONTRACT KAMERPLUS UNIVERSITAIRE HOMES

CONTRACTNUMMER: 3000000015
WOONEENHEID: 56.01.120.075
STUDENTENNUMMER: 3000001120
INVESTINGSGROEP: 5

Tussen de ondertekenende partijen:

- enerzijds Universiteit Gent, vertegenwoordigd door de Rector, hierna genoemd de verhuurder;

- anderzijds hoofdaanvrager

iema genoemd de huurder(s);
is overeengekomen wat volgt:

Art. 1 De verhuurder geeft in huur een wooneenheid in Groningen, Stadhof 43, 9000 Gent met nummer 56.01.120.075. De huurovereenkomst begint op 20/09/2016 en eindigt op 30/09/2019. De huurprijs bedraagt 415,00 EUR / maand. Het huurcontract kan onder geen enkel beding stilziggend verlengd worden.

Art. 2 De huur wordt betaald per maand en bij voorkeur via domiciliëring of met vermelding van de gestructureerde mededeling na ontvangst van de factuur.

Bij het aangaan van de huurovereenkomst dient (dienen) de huurder(s) op rekening van de verhuurder een waarborgsom van 125,00 EUR (300,00 EUR voor appartementen) te storten. Voor sleutel en badge wordt door de huurder(s) op rekening van de verhuurder een afzonderlijke waarborgsom gestort van 35,00 EUR (70,00 EUR voor appartementen). Beide waarborgen worden gefactureerd bij de 1e maand huur. Deze waarborgen kunnen door de verhuurder worden aangewend voor het dekken van alle verplichtingen van de huurder(s). De waarborgen leveren geen interesten op ten voordele van de huurder(s).

Elke vervallen en/of onbetaalde factuur zal van rechtswege en zonder voorafgaande aanmaning verhoogd worden met een conventionele interest van 10% per jaar. Het bedrag van onbetaald gebleven facturen zal, bij wijze van schadevergoeding, van rechtswege verhoogd worden met 10% met een minimum van 25,00 EUR vanaf de dag volgend op de vervaldag van de facturen en dit zonder voorafgaande ingebrekestelling en bovenop de hoofdsom, verwijlinteresten, inlijfs- en aanmaningskosten.

Art. 3 De huurder(s) erkent (erkennen) de wooneenheid in onberispelijke staat te hebben ontvangen. Is dit niet het geval dan wordt d schriftelijk kenbaar gemaakt via het inventarisformulier, binnen de 7 dagen na ontvangst van de sleutels. De huurder(s) dient (dienen) de wooneenheid terug te geven in dezelfde staat als waarin men deze heeft ontvangen. In geval de staat van de wooneenheid niet beantwoordt aan de plaatsbeschrijving zullen reinigings-, herstellings- en/of vervangingskosten aangerekend worden aan de geldende kostprijs (cf. Intern Reglement) door middel van inhouding van de waarborg en/of bijkomende facturen met opgave van de kostenstaat.

Art. 4 Het intern reglement, dat betrekking heeft op de huurtermijn zoals hierboven vermeld, maakt integraal deel uit van het contract. De huurder(s) kent (kennen) de inhoud van het intern reglement en zal (zullen) het te allen tijde naleven.

Barcode

FIRST TASK = ROOM INVENTORY

ROOM INVENTORY



GRONINGEN / UPPSALA GÖTTINGEN / CANTERBURY
Room N°:

!! Room number !!

INVENTORY

between landlord: UGent, DSV Housing Office

and tenant:

Tel./ Mobile: E-mail address:

Name & email address

Please indicate and/or fill out		OK (Yes/No)	Remark(s)
ENTRANCE HALL	door inside		
	door outside		
	door lock		
	door handle		
	walls		
	ceiling		
	floor covering		
	BATHROOM	entrance door	
washbasin			
shower			
shelf under mirror			
shower head			
white shower filter			
toilet			
towel support			
paper holder			
soap holder shower			
walls			
coat hanger			
floortiles			
mirror			
FURNITURE		ceiling	
	desk + drawers		
	chair (2)		
	mattress		
	wardrobe		
	bookshelves		
	refrigerator		
	dustbin		
	refrigerator light		
	hall		
	bathroom		

Fill in the condition of the item

→ marks, dirt, missing ...

→ **Be thorough, accurate & complete!**

In your self-interest (**avoid costs**)!



ROOM INVENTORY

LIGHTS	above desk		
	above bed		
	light switch sink		
	light switch above bed		
	light switch in the hall		
ELECTRICITY/TELECOM	fuse box		
	internet-connecting sockets		
	installed Studenten Internet equipment (if present)		
	sockets under desk		
	sockets in hall		
	sockets in bathroom		
OTHER	curtain		
	curtain rail		
	radiator central heating		
	floor		
	walls		
	ceiling		
	pillow + cover		
	blanket/sheet/mattress cover		
	window sill		

Date:

Name and signature tenant

Name and signature landlord
in behalf of University Ghent

Please fill out this form as detailed as possible: your room, after your check-out, will be compared with this form. You should return the form to the reception desk in Home Vermeylen, within 7 days.
If you don't submit it on time, you are deemed to have received the living unit in a perfect condition. Assessment of damage, upon your final departure, will be charged by an additional invoice.
Please note that this form is invalid in case personal details or information concerning the living unit are incorrect.

This form is only a survey of the state of your living unit, as required at the beginning of a new tenancy agreement.

In case you want to report a defect, do not only mention this on this form, but go to homeserve.ugent.be

Return your complete room inventory

When? → in 1 week

Where?

→ Reception desk

→ Home Boudewijn: in the mailbox at the office of your home manager (ground floor)

Date,
name &
signature

ROOM INVENTORY

- Mentioned on the room inventory **≠ request to repair**
- ➔ If you need a repair, please request it through the **online repair form.**


REPAIRS AND INTERVENTIONS

REPAIRS

- **Request a repair** (immediately) through the online repair form

homeserve.ugent.be

~~Room inventory~~

 **GRONINGEN / UPPSALA
GÖTTINGEN / CANTERBURY**
Studio N°:

INVENTORY
between landlord UGent, DSV Housing OFFICE
and tenant:
Tel./Mobile: E-mail address:

	Indicate and/or fill out	OK (Y/N)	Remarks
ENTRANCE HALL	door inside		
	door outside		
	door lock		
	door handle		
	walls		
	ceiling		
BATHROOM	floor covering		
	entrance door		
	washbasin		
	shower		
	white shower filter		
	shelf under mirror		
	shower head		
	toilet		
	towel rack		
	door		
FURNITURE	desk + drawers		
	bed + mats		
	chair (2)		
	mattress		
	wardrobe		
	chair		

REPAIRS

homeserve.ugent.be

Log in with your Ghent University account

UGent CAS

Gebruikersnaam

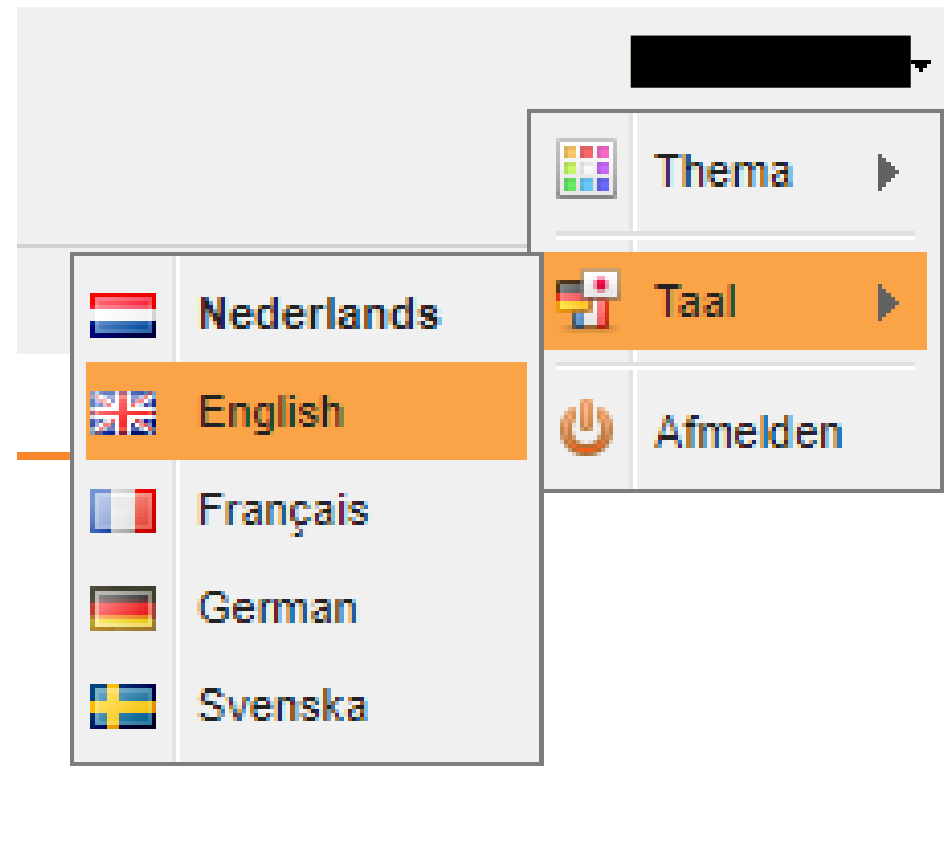
Wachtwoord

Aanmelden

REPAIRS

homeserve.ugent.be

Change the language



1. Click on your name in the top right corner
2. "Taal"
3. Choose a language

REPAIRS

MCS MCS WebPortal

Start HelpDesk

Nieuwe melding | Mijn meldingen | Meldingen van mijn afdeling | Backoffice

Meldingssjablonen

- HomeServe
- UServe
- Herstelaanvragen**
- Serviceaanvragen
- Uitleendienst
- Werkaanvragen

Melding aanmaken via sjabloon - Herstelaanvragen

Klant: <Kies uw vakgroep>

Contactpersoon (indien andere dan melder):

Telefoonnr. contactpersoon:

Lokaalnr. (hangt boven deur, bvb. 27.14.130.001): Typ uw zoekopdracht (gebruik cijfercodes, geen gebouwnamen)

Aard van het probleem: * Typ uw zoekopdracht

Prioriteit: * 2.Normaal

Omschrijf het probleem:

Gerelateerde documenten

Openen Bestand toevoegen URL toevoegen Bewerken W

Melding boeken

Formulier resetten

MCS Web Portal © MCS SA/NV

REPAIRS

- After the request, we will enter your room to solve the problem as soon as possible. Your presence is not necessary.
 - *No prior notification*
- Urgent repairs in the weekend or outside office hours?
 - Emergency and Prevention Centre
 - T. +32 800 6 7125

INTERVENTIONS

- **Scheduled check-ups:**
 - Hygiene, safety, vermin ...
→ *Prior notification*
- **Emergencies:**
 - fire, flooding, urgent technical repairs ...
→ *No prior notification possible*

HOW TO USE YOUR ROOM

YOUR ROOM

- Keep it safe:
 - Keep the **fire detector** in your room clear
 - Do not use **candles**
 - Keep your **personal belongings** in your room
(not in communal areas)
 - **Lock** your room

YOUR ROOM

- Keep it clean:
 - **Cleaning material**
 - Kantienberg: opposite the elevator
 - Other residences: made available during the semester
 - Borrow a **vacuum cleaner** at the reception desk



- There is a **laundry room** in Göttingen, Heymans & Boudewijn

YOUR ROOM

- Keep your room healthy
 - Air your room 15 minutes every morning (window open)
 - Air your bathroom after showering (door open)
 - Clean the ventilation grid in your bathroom (clogged = no ventilation)
- Prevent mould and musty smells!

YOUR ROOM

- Keep it sustainable → **SAVE ENERGY**
 - Window open = heating off
 - Not at home = heating off & lights out
 - Cut down your shower time
 - No standby consumption
(no chargers plugged in without device)

YOUR ROOM

– Keep it sustainable → **SAVE ENERGY**



We will regularly remind you!

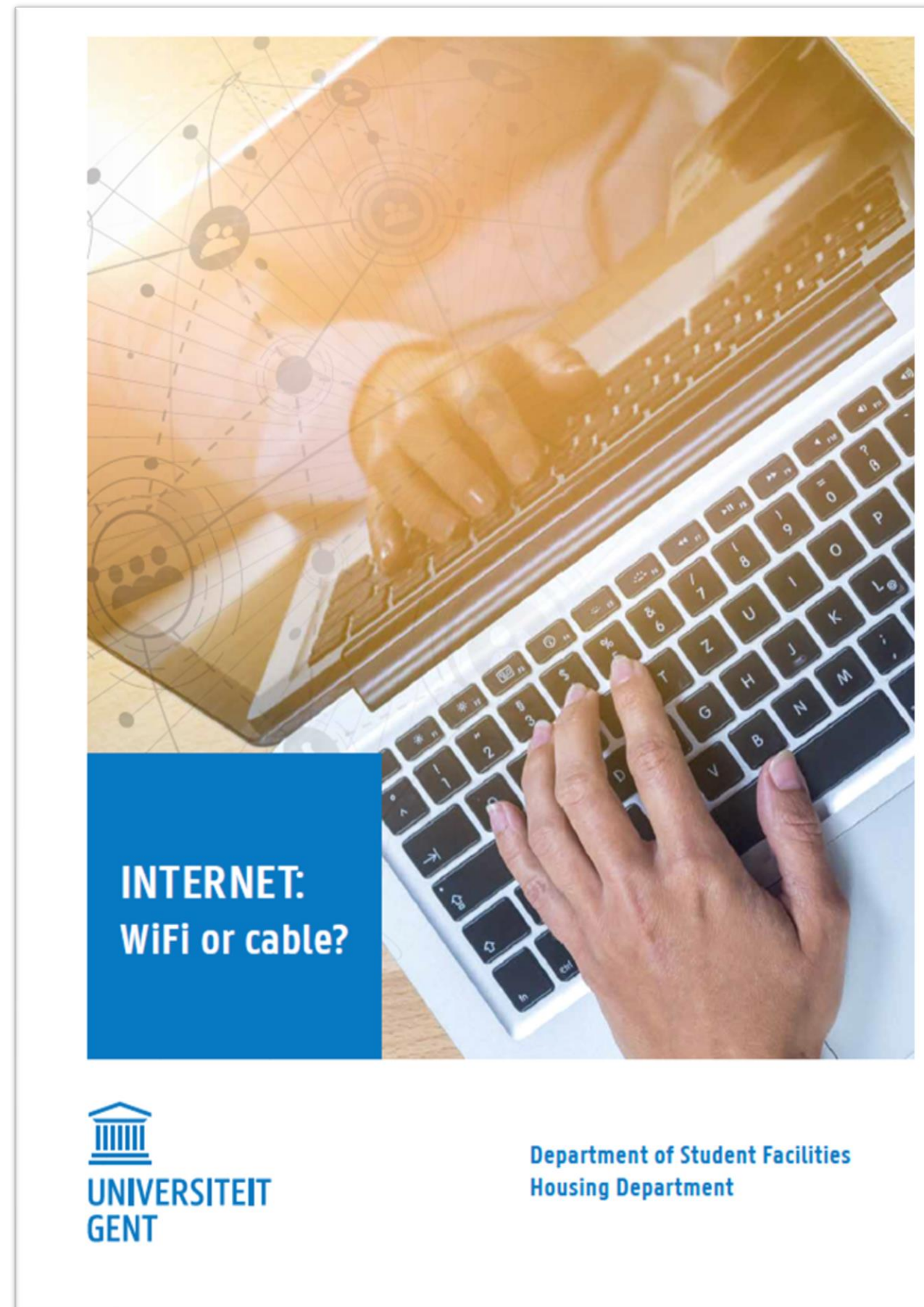
CENTRAL HEATING

- Active as soon as the outside temperature drops below 15°C during the day.
- Heating on position 3 = sufficient heat.
- Between midnight and 6 a.m., the system is off (sufficient residual heat).



INTERNET

DID YOU READ...



➔ Internet brochure
in your room

INTERNET

feel at home
in a university home

VIA CABLE

WIFI

Login using UGENT credentials

Keep the existing set-up!

- Your own UTP-cable
- AVAILABLE Socket

And

WiFi: EDUROAM



WIRELESS CONNECTION



Login using UGENT credentials

INTERNET

WiFi: EDUROAM

[Ghent University Login]@ugent.be
Ghent University password wachtwoord

ATTENTION: usually not your email address

INTERNET IN YOUR ROOM

feel at home
in a university home

UTP TO USB SWITCH/CONVERTER



INTERNET IN YOUR ROOM

feel at home
in a university home

- UTP-cable in AVAILABLE Socket

Or

- WiFi: EDUROAM

→ **www.studenteninternet.be**

→ Credentials received by email

EDUROAM – check the house regulations

→ Canterbury Common Room



Room:

www.studenteninternet.be

+32 (0)9 395 6000


ICT HELPDESK

UGent account, classes, restaurant, ...

HOW TO USE THE KITCHEN

YOUR KITCHEN

- Frying and grilling equipment is forbidden
- Smoking is not allowed (smoke alarm – intervention)
- Use the cooker hood



YOUR KITCHEN



- No food or oil in the sink (unclogging = no use of sink)



YOUR KITCHEN

- Recycle in the kitchen or waste room
→ **Sort your waste!**
- How? → Follow the instructions
on the info sheets near the bins

YOUR KITCHEN



YOUR KITCHEN

- Keep your belongings in your room or kitchen locker
 - ➔ Prevent theft
- Store your food in sealed boxes or jars
 - ➔ Prevent vermin

YOUR KITCHEN - SUMMARY

- Frying and grilling equipment is forbidden
- Smoking is not allowed (smoke alarm – intervention)
- Use the cooker hood
- No food or oil in the sink
- Recycle in the kitchen or waste room
- Belongings in room or kitchen locker
- Store food in sealed boxes or jars

➔ **Kitchen stewards** will help you make good use of kitchen

➔ **Questions? Ask them at the reception desk!**

COMMUNICATION

COMMUNICATION

- On checks & works, on good practices in your residence or room, on campaigns (e.g. on energy saving)...
- We notify you if possible well in advance!

COMMUNICATION

- Main channels:

- 1) Your **Ghent University email**


- 2) **Facebook groups** → 'UGent Residence journal'

- But also:

- Posters in your residence

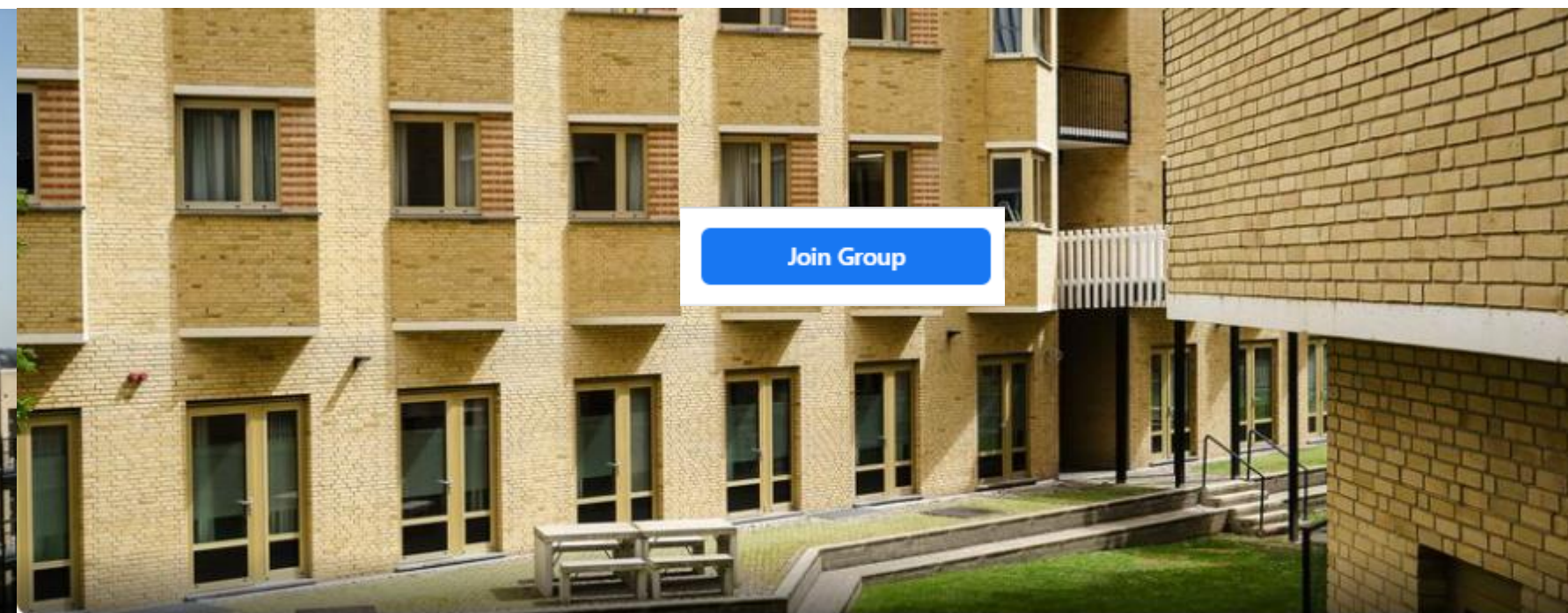
- Flyers

- ...



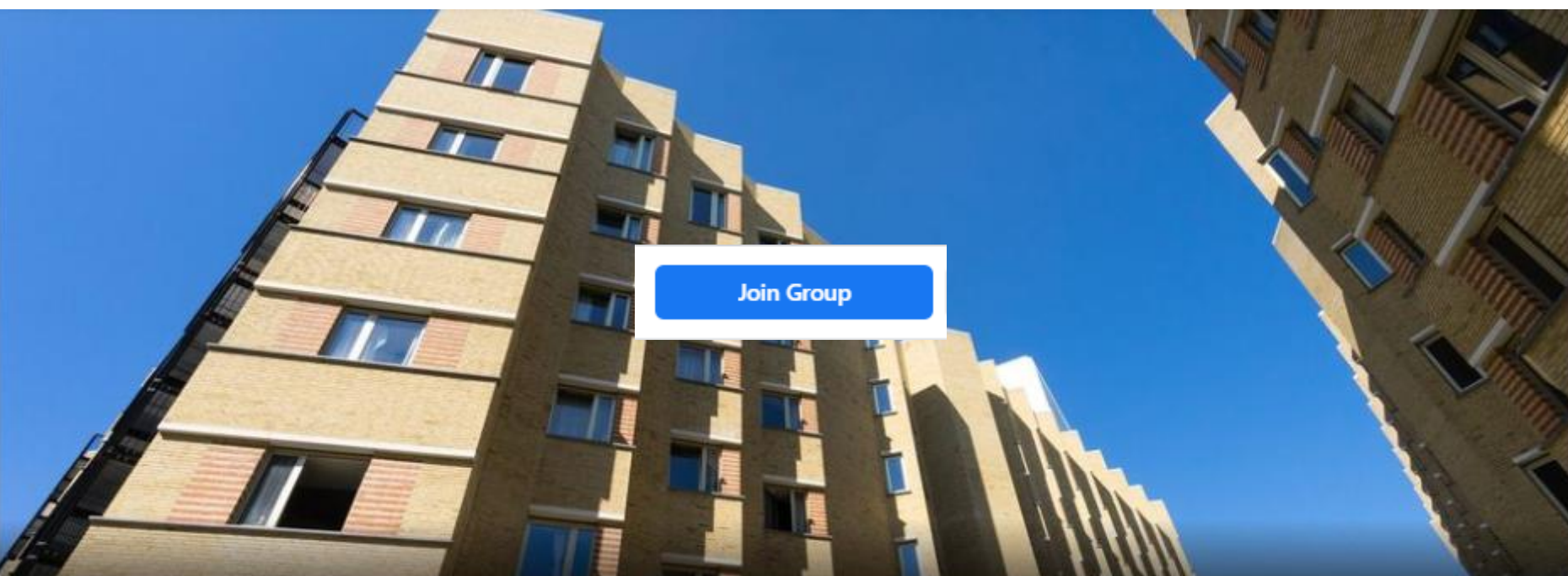
Home Groningen - UGent Residence Journal

Public group · 329 members



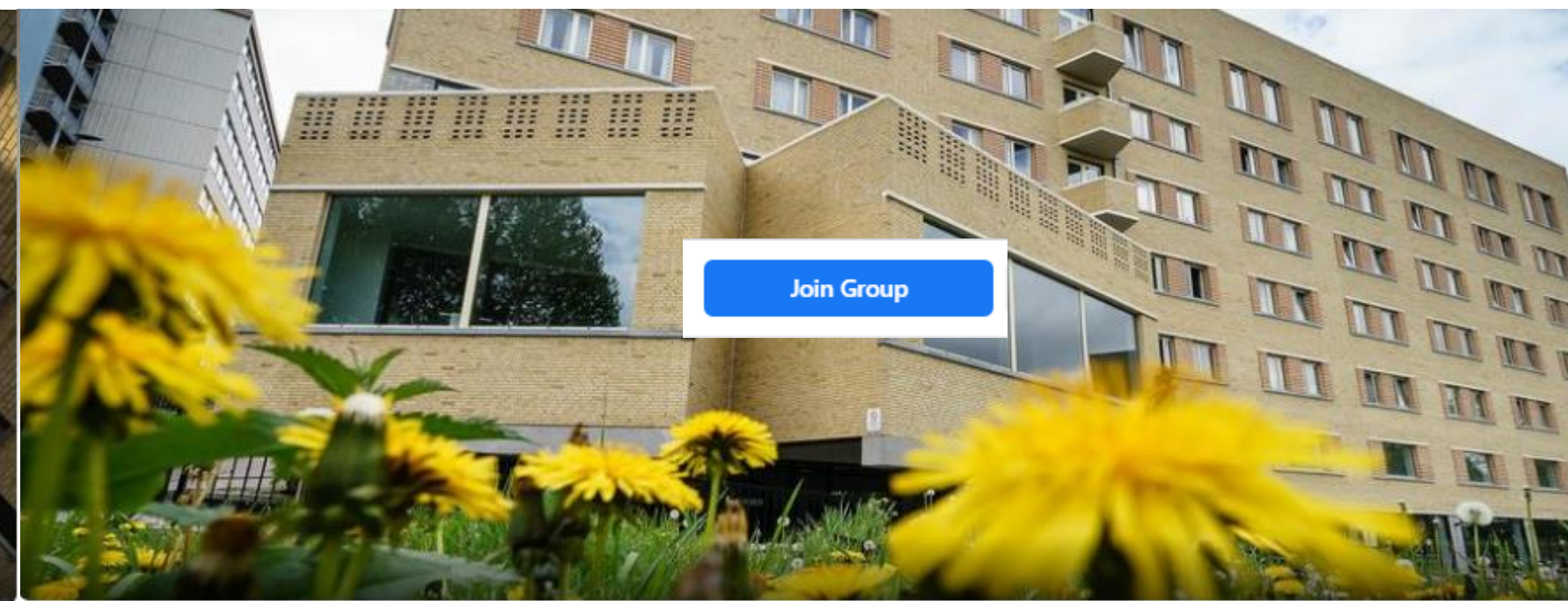
Home Uppsala - UGent Residence Journal

Public group · 283 members



Home Göttingen - UGent Residence Journal

Public group · 287 members



Home Canterbury - UGent Residence Journal

Public group · 287 members

RECEPTION DESK





RECEPTION DESK

- Practical questions: parcels, mail, keys ...
- **Contact:**
 - Stalhof 6 – 9000 Gent
 - +32 9 264 7100
- **Opening hours:**
 - Weekdays: 8 a.m. – noon & 1 p.m. – 8 p.m.

TAG OR BADGE



TAG OR BADGE

feel at home
in a university home

Permanentiecentrum 24/7: +32 9 264 71 25



UNIVERSITEIT
GENT



09/264 71 25



UNIVERSITEIT
GENT

NO COMMERCIAL PARCELS

- Delivery companies do not stop (or worse: don't wait)
- Choose a pick-up point nearby during payment

Exceptions:

- Heavy parcels from home
- Health related/Urgent



- Pick-up/Parcelshop
- Use correct address



LETTERS AND PARCELS

feel at home
in a university home

Hallo,

ik kwam langs op 13.09.16 om 12u35

bpost

en zal uw **PAKJE** klaarleggen in:

Postkantoor:
GENT ZUID:
F.ROOSEVELTLN. 3
9000 Gent

Beschikbaar vanaf 14.09.16, om 11:00
tot en met 28.09.16 volgens de openingstijden:

MA	DI	WO	DO	VR	ZA
09:30-17:00	09:30-18:00	09:30-17:00	09:30-18:00	09:30-17:00	09:30-13:00

1 Haal uw pakje af met dit bericht.
2 Of vraag iemand anders uw pakje af te halen met dit bericht.
3 Of vraag een nieuwe aanbieding via www.bpost.be/nieuweaanbieding

verso

Afz.: AMAZON FR
Best.: ALEX
HOME VETWEG 6
9000 GENT

P



323210090100004338102030

U bent niet altijd thuis wanneer de postbode langskomt? Laat uw pakje leveren in een van onze 1.250 afhaalpunten of in een van onze 150 pakjesautomaten. Meer info op www.bpost.be/bpack

Vriendelijke groeten, uw postbode.

YOUR ADDRESS

56.01.120.034

Building site:

56: Kantienberg
91: Boudewijn
55: Vermeylen
& Heymans

Building

56.01: Groningen
56.02: Uppsala
56.03: Göttingen
56.04: Canterbury
55.01: Vermeylen
55.02: Heymans

Floor

Room number

Important mail & contact information

- Bank account and student cards
- Visa and residence card
- Activation codes and vaccination letters
- Registered SIM-cards, online or in shops
- Letters from embassy regarding voting etc.

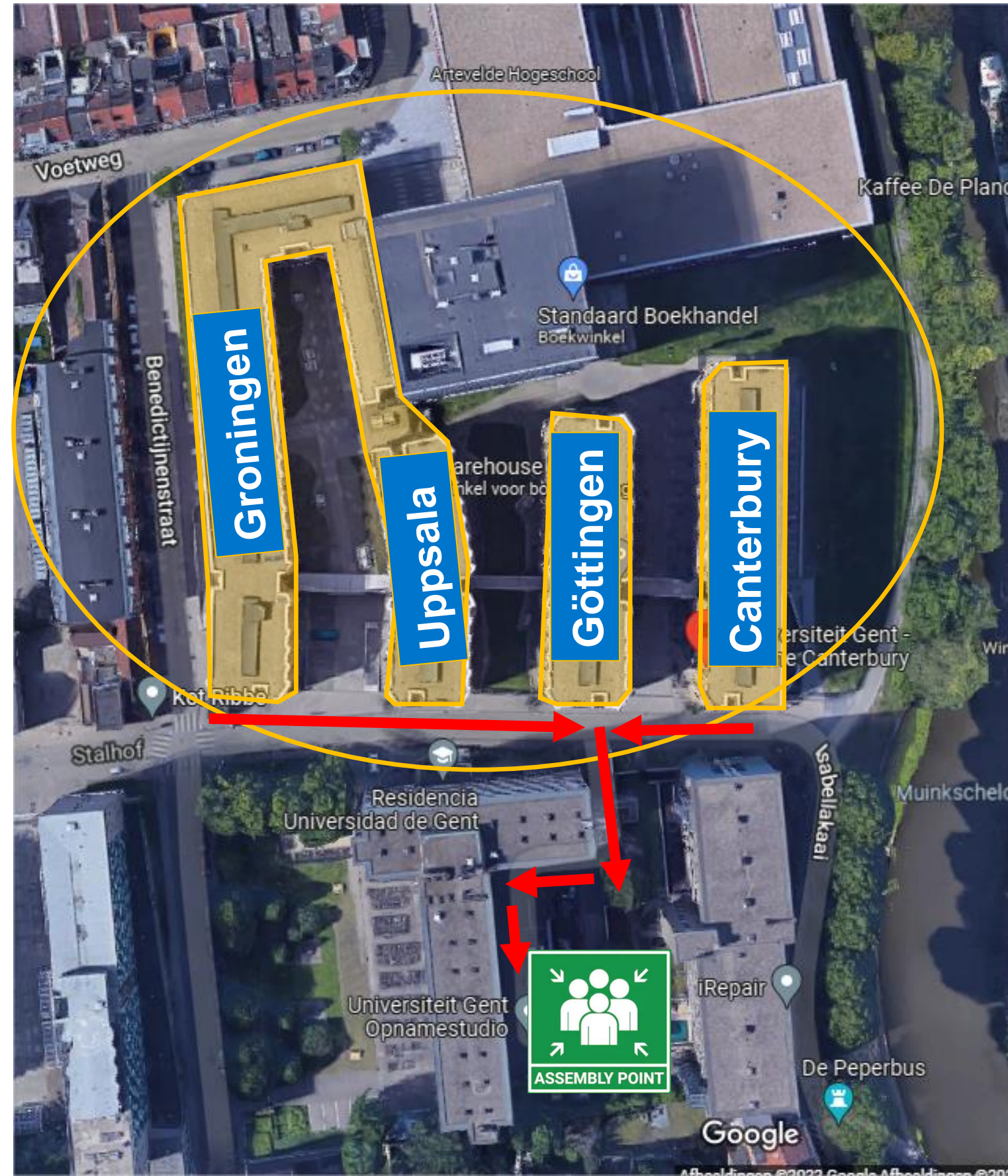
→ Reception desk will contact you
Update your information on OASIS!

SAFETY

IN CASE OF AN EMERGENCY

In case of emergency...

Assembly point



Assembly point

No lingering:

- at exits
- on the street
- Between the buildings



Assembly point



EVACUATIEPLAN - EVACUATION MAP-

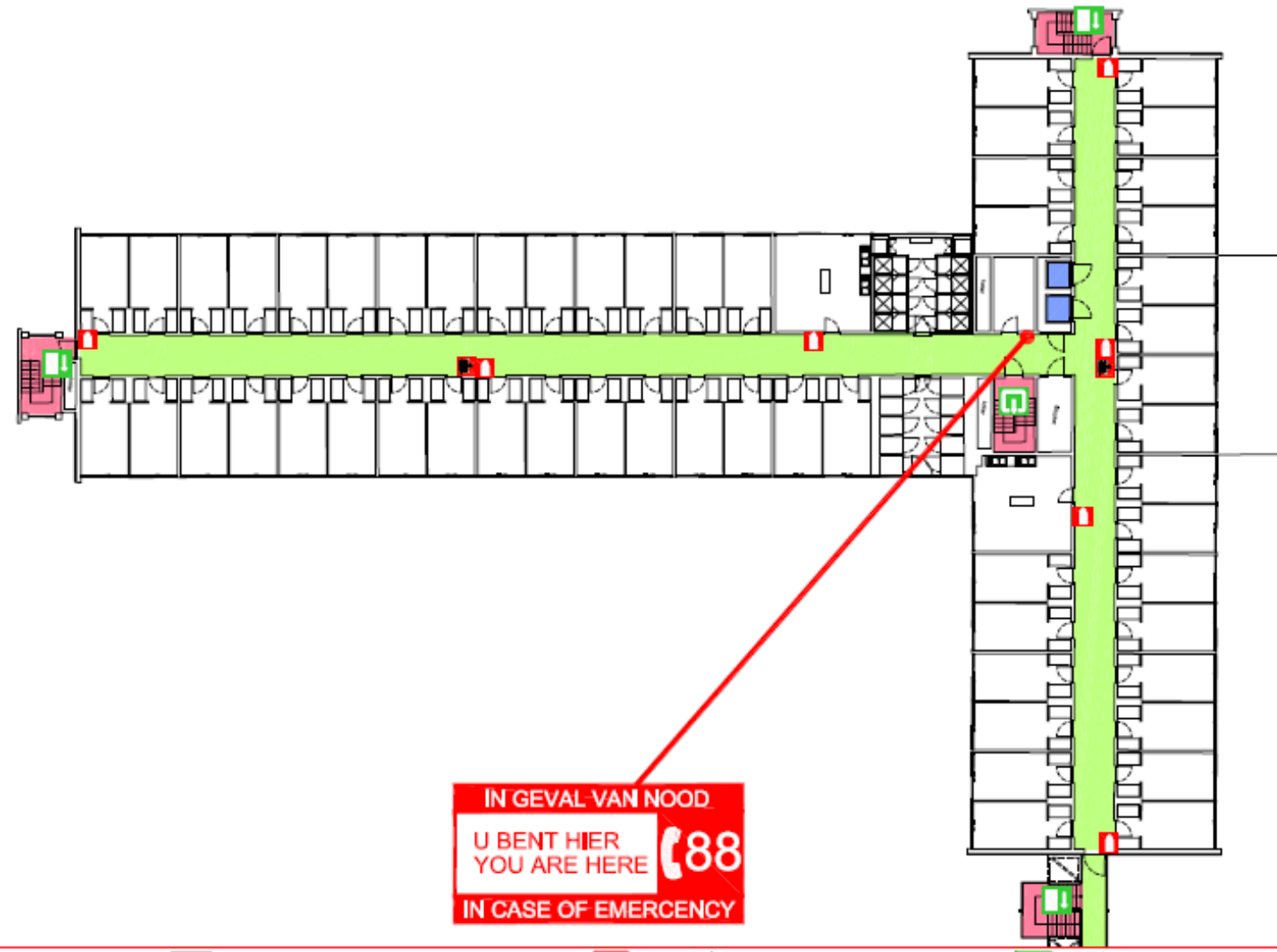
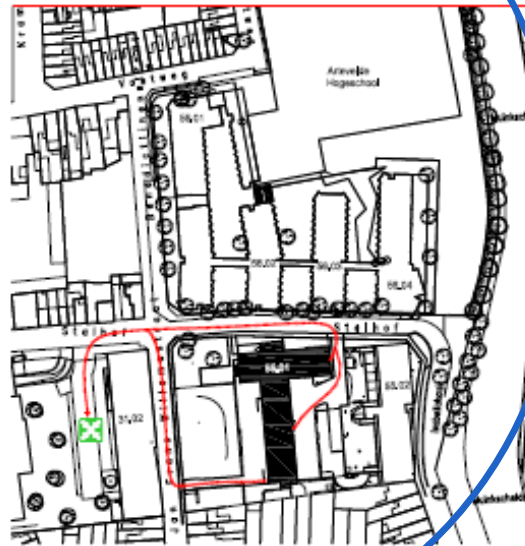
eerste verdieping +1

NOODINSTRUCTIES

1. blijf kalm
2. activeer de waarschuwingstoon (- - - -) door de rode alarmknop in te drukken
3. bel 88 (vast) of 09 264 8888 (mobiel)
4. volg instructies van de Eerste Interventie Ploeg (EIP)
5. ga bij evacuatiealarm (- - - -) langs een aangegeven vluchtweg naar de verzamelplaats

EMERGENCY INSTRUCTIONS

1. remain calm
2. raise the warning alarm (- - - -) by pushing the red alarmbutton
3. dial 88 (fixed) or dial 09 264 8888 (mobile)
4. follow Instructions of First Intervention Team (EIP)
5. In case of an evacuation alarm (- - - -) take the indicated escape route to the assembly point



LEGENDE

- | | | | | | | | | | |
|--|--|--|---|--|--|--|-----------------------------------|--|------------------------|
| | verzamelplaats na evacuatie
assembly point after evacuation | | horizontale vluchtrichting
horizontal escape direction | | brandslang
fire hose | | noodtelefoon
emergency phone | | EHBO
first aid post |
| | uitgang
exit | | verticale vluchtrichting - trap
vertical escape direction - stairs | | manuele snelblusser
fire extinguisher | | brandweerlift
elevator firemen | | |
| | evacuatielweg / nooduitgang
evacuation route / emergency exit | | lift - niet gebruiken
elevator - do not use | | alarmknop
alarm button | | | | |

vragen, opmerkingen of suggesties:
noodplanning@UGent.be

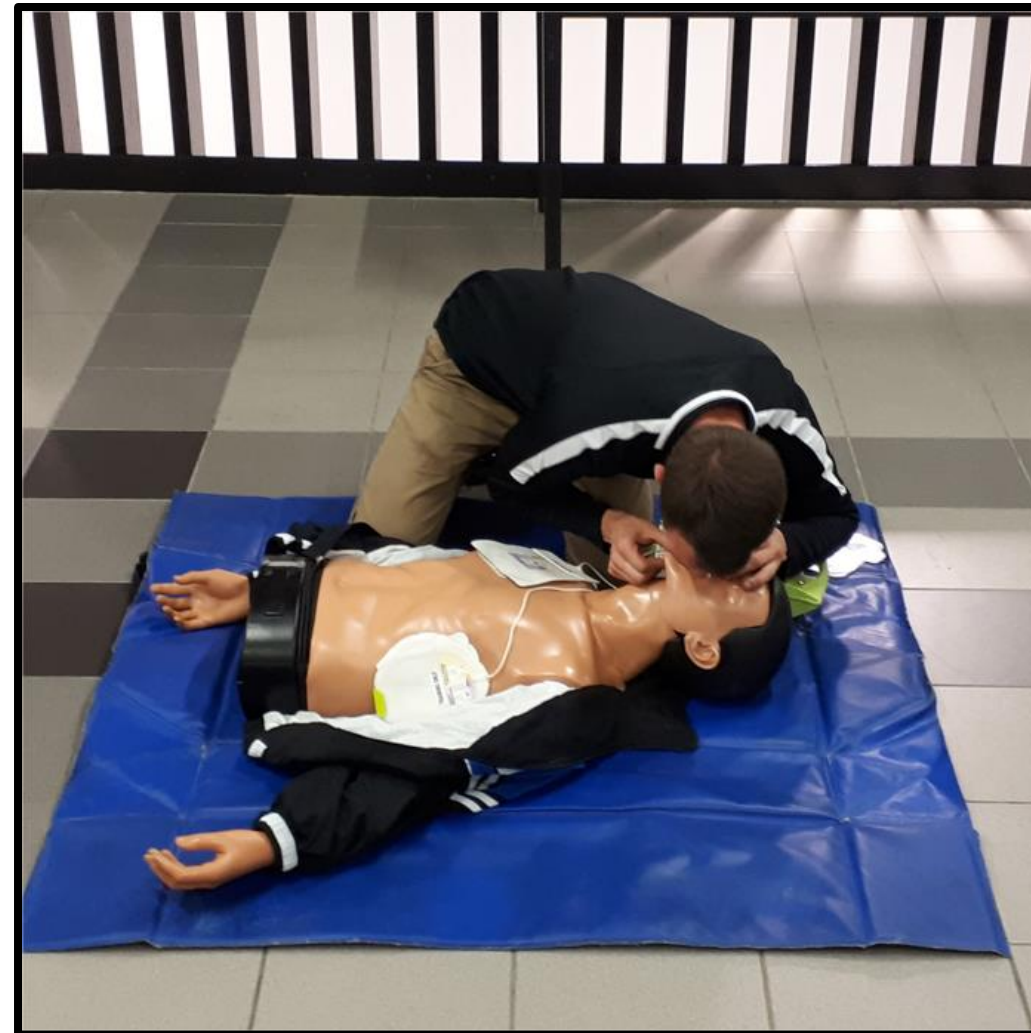
Studentenverblijf Vermeylen
Stalhof 6 - 9000 Gent

FI: 55.01.110

v.w. DGFB/DPBW:11/02/2014

Follow the instructions of the Safety Stewards





www.ugent.be/safetystewards

- Residents of one of the homes of Ghent University who contribute to (fire)safety in their home.
- What do we expect?
 - Follow the information session about emergency procedures and tasks of the Safety Stewards: 29/9/2022 or 4/10/2022
 - Be present at the evacuation exercise
 - Actively cooperate during incident and evacuation
- What do you get?
 - Opportunity to follow a first aid and firefighting training
 - One-time discount on monthly rent
 - Digital articipation certificate via Badgr



Small medical problem?



- Reception desk Housing department
- Safety Stewards

PREVENTIESTUDENTEN

Home Vermeylen

 Verdieping 1 Voornaam naam Kamer 37	 Verdieping 2 Voornaam naam Kamer 40 
 Verdieping 3 Voornaam naam Kamer 16	 Verdieping 3 Voornaam naam Kamer 17
 Verdieping 3 Voornaam naam Kamer 52 	 Verdieping 3 Voornaam naam Kamer 55 


UNIVERSITEIT
GENT


**IN GEVAL VAN NOOD
BEL 0800 / 67 888**

Preventiestudenten zijn op de hoogte van de noodprocedures, begeleiden de evacuatie en hebben een EHBO-koffer  ter beschikking!

Directie Bestuurszaken - Interne Dienst voor Preventie en Bescherming op het Werk - departement Veiligheid
Noodplanning@ugent.be




Prevent!



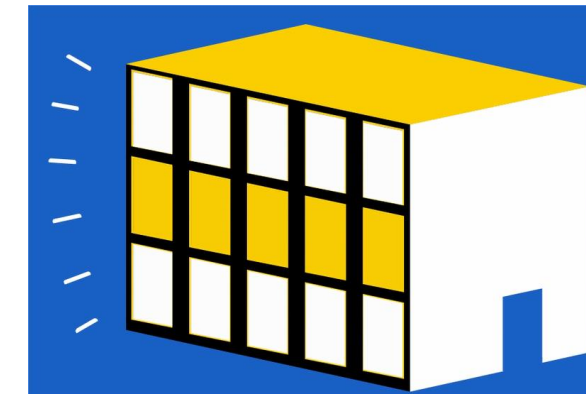
React!

Difference between


- Warning signal -----



- Evacuation alarm ~~~~~




Emergency Centre Ghent University:



0800 67 888

09 264 88 88

88 →



NOODINSTRUCTIES // EMERGENCY INSTRUCTIONS

IN GEVAL VAN NOOD

IN CASE OF EMERGENCY

→ • ←

Druk op de waarschuwingsknop
Push the warning button

0800/ 67 888

Contacteer het PermanentieCentrum
Contact the Emergency Center

WAARSCHUWING EN EVACUATIE // WARNING AND EVACUATION

Onderbroken waarschuwingssignaal
Interrupted warning signal

Probeer de oorzaak te vinden
Try to find the cause

Contacteer het PermanentieCentrum & volg hun instructies
0800/ 67 888

Maak je klaar om het gebouw te verlaten
Prepare to leave the building

Pulsierend evacuatiealarm
Pulsating evacuation alarm

Verlaat het gebouw via de dichtstbijzijnde (nood-) uitgang
Leave building via nearest (emergency) exit

Gebruik geen liften
Do not use the elevator

Ga naar de verzamelplaats
Go to the assembly point

Blijf op de verzamelplaats en volg de instructies van de Preventiestudenten

or

UNIVERSITEIT GENT

Directie Bestuurszaken, Departement Veiligheid en Directie Studentenvoorzieningen, afdeling Noodplanning
Vragen of suggesties: noodplanning@ugent.be

Bij technische incidenten (elektriciteitsuitval, vandalisme, lekken, vastzitten in de lift, etc.) en incidenten met betrekking tot veiligheid (brand, ongeval, agressie, diefstal, lawaaihinder, etc.): Contacteer de homebeheerder tijdens de kantooruren (09/264.71.00) of het PermanentieCentrum na de kantooruren (09/264.71.25).
Bij noodsituaties: **contacteer het PermanentieCentrum via 09/264.88.88.**
For technical assistance (power failure, damage to infrastructure, leakage, stuck lift, etc.) and incidents relating to safety and security (fire, accident, aggression, theft, excessive noise, etc.): Contact the home manager during office hours (09/264.71.00) or the Emergency Office after office hours (09/264.71.25).
For emergencies: **contact the Emergency Office via 09/264 88 88.**

Evacuatie-instructies

Waarschuwalarm = een eentonig, onderbroken signaal -----
1. Ga – indien mogelijk – op zoek naar de oorzaak
2. Contacteer het PermanentieCentrum: noodnummer 09/264.88.88
3. Maak u klaar om het gebouw zo snel mogelijk te verlaten

Evacuatiealarm = een tweetonig ononderbroken signaal ~~~~~
1. Verlaat het gebouw via de dichtstbijzijnde uitgang of nooduitgang
2. Ga naar de verzamelplaats (parking **home Vermeylen**)
3. Wacht daar op verdere instructies

Instructions for evacuation

Warning signal = a monotonous, discontinuous signal -----
1. Find the cause if possible
2. Contact our emergency centre (PermanentieCentrum): 09/264.88.88
3. Be ready to leave the building as soon as possible

Evacuation signal = a two-tone, continuous signal ~~~~~
1. Leave the building via the nearest exit or emergency exit
2. Go to the assembly point (parking lot **home Vermeylen**)
3. Wait for further instructions

Legende: u bevindt zich hier

uitgang

nooduitgang

haspel

brandblusser

You are here

exit

emergency exit

firehose

fire extinguisher

UNIVERSITEIT GENT

82

Lander

HOME COUNCIL

HOME KONVENT



feel at home
in a university home

Who are we?

Student association

Home councils

Residents of the Homes

What?

Activities

Contact point

Communication

-> For a great experience of student life
in Ghent

For whom?

Residents of the homes

HK INTERNATIONAL

- Lander Callens
- Goal: make it easier to get in touch with HK
- Don't hesitate to get in touch!





SO IT'S AFTER 11PM
AND YOU DON'T
FEEL LIKE SLEEPING?

Check out the Home
Council events at
www.homekonvent.be

- Ghent is full of life, even after 11PM!
 - Overpoort
 - Pop-up bars @Home Vermeylen & @Home Fabiola
- Pop-up bar @Kantienberg Common Room, more info soon!
- April: two free festivals
 - August in April @Home Vermeylen
 - Vosrock @Home Boudewijn

More events and information: WhatsApp & Facebook (QR-code)

What?

Ecohomes

Find us on



Ecohomes

Milieu.homekonvent.be

How?

March

Environmental

Month

Swap Shop

HK-cups

GFT containers

Who?

Home councils

Fellow residents

...



Sustainability @ HK-homes

feel at home
in a university home

- Swap Shop and textiles sale
- Duvets, pillows, towels...
- More info soon: QR code
- Ecohomes
- QR code



GET IN TOUCH

Hadewig Claeys (president)

Praeses@homekonvent.be

0495 70 44 86

Lander Callens (HK International)

international@homekonvent.be

0479 30 05 38

www.homekonvent.be

Find us on



Home Konvent Gent

homes

Homes Kantienberg Ghent



feel at home
in a university home





UNIVERSITEIT
GENT

feel at home
in a university home